

EXTERIOR SHUTTER PRICING

HOW TO ORDER

- Guidelines for Completing the Exterior Shutter Order Form •



Please follow these step-by-step guidelines in completing the enclosed Exterior Price Quote/Order Form.

PLEASE MAKE COPIES OF THE PRICE QUOTE/ORDER FORM

Fax to (334) 264-6001 • Call TOLL-FREE 1-800-344-8590 • Email sales@southernshutter.com.

QUANTITY

- **Pairs:** Shutter panels are priced and sold in pairs.
- **Bahama Shutters:** Shutter panels are priced and sold per each.
Example: 48" wide Bahama = 24" pair price plus \$100.00 Bahama construction fee.

MEASURING

- **Room/Window Location** Indicate the window location.
- **Measurements**
 - **Opening Width:** Window openings are not always perfectly square. Measure the shutter pocket/opening width at the top and bottom of the window. Record smaller dimension
 - **Opening Height:** Measure the shutter pocket/opening height at the left and right sides of the window. Record smaller dimension.
 - **Shutter Width:** Allow for clearances and overlaps record panel width desired (generally 1/2" less than pocket) ÷ 2. See color catalog page "Getting Started" (T6) for specific measuring details.
 - **Shutter Height:** Allow for clearance (generally 1/2" off pocket length).

SPECIFYING

- **SHUTTER STYLE**
- **LOUVER OR PANEL OPTIONS**
 - **1-3/8" DesignLine Fixed Louvers / Panels**
 - Traditional Fixed Louver 1-7/8", 2-1/2", 3-1/2" wide x 3/8" thick
 - European Fixed Louver 1-3/4", 2-1/4", 3-1/4" wide x 3/8" thick
 - Single or double side Raised Panel or Flat Panel. V-Groove option available.
 - **1-3/8" Heavy Duty Fixed or Movable Louvers / Panels**
 - Traditional Fixed 1-5/8" wide x 3/8" thick
 - Traditional Movable Louver 1 7/8", 2-1/2", 3-1/2" wide x 3/8" thick
 - Single or double side Raised Panel or Flat Panel. V-Groove option available.
 - **1-1/8" Standard**
 - Traditional Fixed Louver 1 3/8" wide x 1/4" thick
 - Single or double side Raised Panel or Flat Panel. V-Groove option available.

FINISHING OPTIONS

- Unfinished
- Primed — light sanding recommended
- Primed & Finished — note color specification at bottom
See color catalog page "Beyond the Basics" (T5) for exterior finish option details.

(Continued on back)



EXTERIOR SHUTTER PRICING

HOW TO ORDER

• Measuring and Specifications for Exterior Shutters •

PLEASE MAKE COPIES OF THE PRICE QUOTE/ORDER FORM

Fax to (334) 264-6001 • Call TOLL-FREE 1-800-344-8590 • Email sales@southernshutter.com.

(Continued from front)

CUSTOM OPTIONS

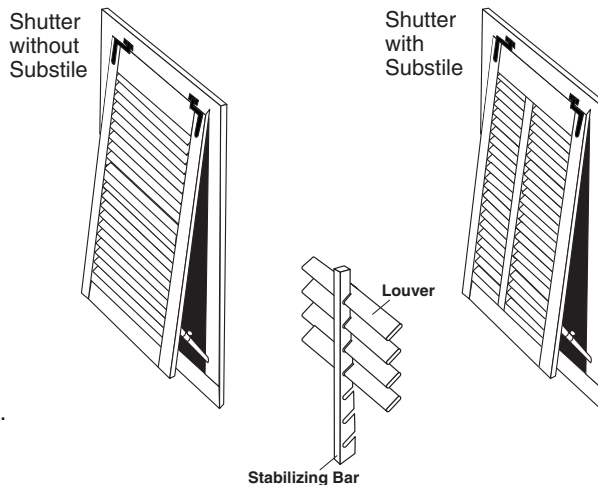
- **Rail Placement:** Distance from Bottom of shutter to bottom of rail. Rails often align with window elements, lock rail, transoms, muntins, sometimes used to achieve a design independent of window layout. Two equal sections are standard.
- **Custom Options:** Southern Shutter Company can build your shutters to meet your specifications. Select from the options table listed on the price page for your specific shutter type.

SPECIAL INSTRUCTIONS

- **Arch Height:** Provide low and high point of arch or radius
- **Hardware:** Specify using codes from Exterior Hardware Catalog Page. Refer to Getting Started section of catalog for hardware specification.
- **Combination Shutter Options:** Combining louver and panel sections is a common design variation. Indicate your layout from top to bottom. (Example: Louver over panel — L/P) Use Louver Panels Codes from Order Form.


BAHAMA/SPANDREL SHUTTERS

- Sold Per Each (Bahama Width = Width of single shutter panel x 2)
Example: 48" wide Bahama = 24" pair price plus \$100.00 Bahama construction fee.
- Available in 1-3/8" *DesignLine* and Heavy Duty product lines.
- Movable louver shutters are limited to one sub-stile.
- Oversize panels are best broken down into multiple sections for ease of shipping and installation, as well as appearance.
- Stabilizing bars may be used on panels with or without substiles to produce wider louver sections and prevent louver bowing.
- Additional substiles available in all Fixed and Paneled lines.



BOARD & BATTEN SHUTTERS

- Number of Vertical Boards is defined by the customer, allowing the customer a unique design pallet to accentuate different styles of architecture.
- Number of Horizontal Boards is also defined by the customer. Spacings over 42" are not warranted against cupping.







SOUTHERN SHUTTER COMPANY
 Telephone: (334) 264-6158
 Fax: (334) 264-6001
 Email: sales@southernshutter.com

EXTERIOR SHUTTER PRICE QUOTE / ORDER FORM Check One: Quote Order





Business Name: _____ Purchase Order No.: _____ Date: _____
 Address: _____ City: _____ State: _____ Zip Code: _____
 Contact Name: _____ Telephone: (_____) _____
 Fax: (_____) _____ Email: _____

STYLE	SHUTTER STYLE	LOUVER / PANEL OPTION CODES			
CODE	DESCRIPTION				
DL	1 3/8" Designline Shutters				
	DOOR 1 3/8" Designline Doors				
	Traditional Fixed Louver 3/8" thick	TF1 1 1/8"	TF2 2 1/2"	TF3 3 1/2"	
	European Fixed Louver 3/8" thick	EF1 1 3/4"	EF2 2 1/4"	EF3 3 1/4"	
	Single-Sided Panel	SRP Raised	SFP Flat	VGf Flat Offset V-Groove	
	Double-Sided Panel	DSRP Raised	DSFP Flat	VGR V-Groove Raised	
HD	1 3/8" Heavy Duty Shutters				
	Traditional Fixed Louver 3/8" thick	HTL 1 1/8"			
	Traditional Movable Louver 3/8" thick	HML1 1 1/8"	HML2 2 1/2"	HML3 3 1/2"	
	Single-Sided Panel	SRP Raised	SFP Flat	VGf Flat Offset V-Groove	
	Double-Sided Panel	DSRP Raised	DSFP Flat	VGR V-Groove Raised	
ST	1 1/8" Standard Shutters				
	Traditional Fixed Louver 1/4" thick	TL 1 3/8"			
	Single-Sided Panel	SRP Raised	SFP Flat		
	Double-Sided Panel	DSRP Raised	DSFP Flat		
BB	Board & Batten Shutters	Number of Vertical Boards		Z-Board Configuration	
	<i>*Indicate in Special Instructions.</i>	Number of Horizontal Battens			
PC	1 3/8" Premium Composite Shutters	TF1 1 1/8"	TF2 2 1/2"	Traditional Fixed Louver 3/8" thick	
	Single-Sided Panel	SRP Raised			
	Double-Sided Panel	DSFP Flat			
CBB	Premium Composite Board & Batten	Z-Board Configuration			

FINISHING OPTIONS	CODE
Unfinished	UNF
Spray Primed - Light Sanding Required	PRI
Primed & Prepped - Ready for Paint	PP
Primed & Factory Finished	FIN

TRIM OPTIONS	CODE
 3/8" Quarter Round	(QR)
 3/8" Half Round	(HR)

COMBINATION SHUTTER OPTIONS	
*Notate in Instructions	
Louver over Panel:	L/P
Panel over Louver:	P/L
Louver over Louver over Panel:	L/L/P
Other:	X/X/X/X

 3/4" x 3/8" Decorative Trim 1	(D1)
 3/4" x 3/8" Decorative Trim 2	(D2)
 3/4" x 3/8" Decorative Trim 3	(D3)
 1-1/4" x 3/8" Decorative Trim 4	(D4) <i>Available on flat panel only.</i>

SHUTTER HARDWARE
 Indicate hardware selections in the Special Instructions.

QTY	Window Location	Opening Width	Opening Height	Shutter Width	Shutter Height	Shutter Style	Louver or Panel Option	Finishing Option	Rail Placement			Custom Options See Price Sheet	SPECIAL INSTRUCTIONS For additional instructions, Please use space below
									RP1	RP2	RP3		
Pr/Ea	North 1	36"	72"	18"	71 1/2"	DL	EF2	PRI	34"	36"	---	Copper Capping, 1/2" Shiplap	

SPECIAL INSTRUCTIONS _____

PAINT MANUFACTURER _____ Color Number: _____
 Color Name: _____ Sheen: _____



SOUTHERN SHUTTER COMPANY
 Telephone: (334) 264-6158
 Fax: (334) 264-6001
 Email: sales@southernshutter.com

EXTERIOR SHUTTER PRICE QUOTE / ORDER FORM

Check One: Quote Order

Business Name: _____ Purchase Order No.: _____ Date: _____
 Address: _____ City: _____ State: _____ Zip Code: _____
 Contact Name: _____ Telephone: (_____) _____
 Fax: (_____) _____ Email: _____

(CONTINUED FROM FRONT PAGE. SEE FRONT PAGE ORDERING CODES.)

QTY	Window Location	Opening Width	Opening Height	Shutter Width	Shutter Height	Shutter Style	Louver or Panel Option	Finishing Option	Rail Placement			Custom Options See Price Sheet	SPECIAL INSTRUCTIONS For additional instructions, Please use space below
									RP1	RP2	RP3		

SPECIAL INSTRUCTIONS _____

PAINT MANUFACTURER _____ Color Number: _____
 Color Name: _____ Sheen: _____

(Copy This Page and Fax For Ordering Or Price Quote. For Additional Orders Make Multiple Copies.)