

INTERIOR SHUTTERS HOW TO ORDER



• Guidelines for Completing the Interior Shutter Order Form •

Please follow these step-by-step guidelines in completing the enclosed Interior Price Quote/Order Form.

PLEASE MAKE COPIES OF THE PRICE QUOTE/ORDER FORM

Fax to (334) 264-6001 • Call: (334) 264-5158 • Email sales@southernshutter.com

QUANTITY

- **Shutters with Hanging System:** Priced and sold per opening.
- **Panels:** Shutter panels are priced and sold per pair.

MEASURING

- **Room/Window Location** Indicate the room and window location within the room for each opening.
- **Measurements**
 - **Opening Width:** Window openings are not always perfectly square. Measure the shutter pocket/opening width at the top and bottom of the window. Record smaller dimension.
 - **Opening Height:** Measure the shutter pocket/opening height at the left and right sides of the window. Record smaller dimension.

SHUTTER STYLE

- **1-3/8" DesignLine Fixed Louvers / Panels**

Louver or Panel Options

- Traditional Fixed Louver 1-7/8", 2-1/2", 3-1/2" wide x 3/8" thick
- European Fixed Louver 1-3/4", 2-1/4", 3-1/4" wide x 3/8" thick
- Raised Panel or Flat Panel; Single-sided or Double-sided; available with V-Groove Option

- **1-1/8" Plantation Shutters Movable Louvers / Panels**

Louver or Panel Options

- Traditional Movable Louver 1 7/8", 2-1/2", 3-1/2", 4-1/2" wide x 3/8" thick
- Raised Panel or Flat Panel; Single-sided or Double-sided; available with V-Groove Option

- **3/4" Easy Fit Shuttersets**

- Traditional Movable Louver 1-1/4" wide x 1/4" thick
- No center rails, designed to be double hung

- **FINISHING OPTIONS**

- Unfinished
 - Primed and Sanded
 - Primed & Finished/Stained with Hanging System — ready to install.
- See catalog Interior Shutter Finish Options - note color specification at bottom*

- **RAIL PLACEMENT**

Measure distance from Bottom of shutter to bottom of rail. Rails often align with window elements — lock rail, transoms, muntins, often used to achieve a design independent of window layout. *Rail placement of two equal sections is standard.*

- **CUSTOM OPTIONS**

Southern Shutter Company offers a wide variety of custom options, or we can build your shutters to meet your specifications. *Select from the options table listed on the price page for your specific shutter type.*



INTERIOR SHUTTERS HOW TO ORDER

• Measuring and Specifications for Interior Shutters •

PLEASE MAKE COPIES OF THE PRICE QUOTE/ORDER FORM

Fax to (334) 264-6001

• Call (334) 264-6158

Email: sales@southernshutter.com

MOUNTING SHUTTERS

• Inside or Outside Mount

Most hanging systems may be used as inside or outside mounts. Factors such as the squareness of the window opening, tilt window functions, obstructions and appearance should contribute to this decision.

Refer to catalog section *Interior Shutters: Measuring and Installation Options*.

Note: Deduction of 1/8" for clearance on inside frame hanging systems is recommended by manufacturer.

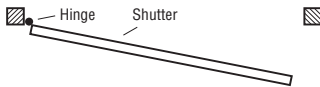
• Hanging System Refer to catalog section **Interior Shutters: Measuring and Installation Options**.

- Direct to casing
- Wrap-around Hanging Strips inside or outside
- 3-sided frames inside or outside (L- or Z-Frame)
- 4-sided frames inside or outside (L- or Z-Frame)
- Track Systems, in bi-fold or bypass configurations.

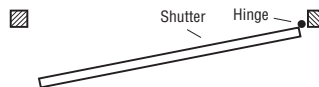
• Panel Layout

Let the window guide your layout. Each character in the design layout code represents one shutter panel and its hinge direction. A dash is used to indicate a T-post or mullion.

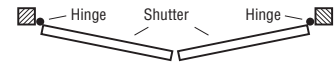
• L - Single panel hinged left



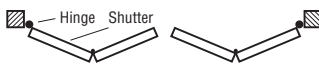
• R - Single panel hinged right



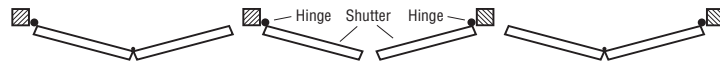
• LR - Two panels one left, one right



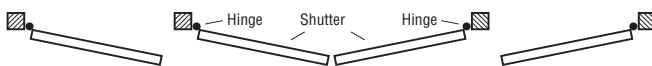
• LLRR - Four panels two left, two right



• LL-LR-RR - For triple window unit design layout, proportional 33%-33%-33%



• L-LR-R - Picture style window, proportional 25%-50%-25%



*Individual frame units placed side by side achieve the same effect as one large unit with T-posts or mullions.
Example: 3 Units: (LL) + (LR) + (RR) = LL-LR-RR
This is often best for ease of installation and handling.*

• Hardware

Ready-to-install shutters are shipped with the necessary hardware in your choice of finishes, including antique brass, brushed nickel, chrome, oil rubbed bronze, polished brass, or white.

SPECIAL INSTRUCTIONS

- **Arch Dimensions:** Provide low and high point of arch for radius arches. For eyebrow or irregular arches submit template, radius or additional points (X,Y) coordinates on the curve.
- **Hardware:** Specify using codes from Interior Hardware Pricing page.
- **Combination Shutter Options:** Combining louver and panel sections is a common design variation. Indicate your layout from top to bottom. (Example: Louver over panel — L/P) Use Louver panel layout codes from Order Form.
- **Mull or T-Post Placement:** Specify non-proportional mull layouts by measuring from left to the center of mulls or T-posts.



INTERIOR SHUTTERS

Panels vs. Hanging Systems


SHUTTERS BY THE PAIR/PANEL ONLY

TRIMMING AND FITTING REQUIRED.

• PRICING PER SHUTTER PRICING GRID, PER PAIR.

See price page for your specific shutters.

- Shutters constructed of Paint Grade Basswood
- For Stain Grade Basswood, add 10% to base shutter price.
- Pre-primed and Sanded, add \$110*
- (* No additional charge for Interior Movable Louver Shutters)
- Frame Stock and Hanging Strips sold separately, see Interior Hardware Pricing.
- Complete Hardware selection sold separately, see Interior Hardware Pricing.
- Custom Options, See price page for your specific shutters.




VS.

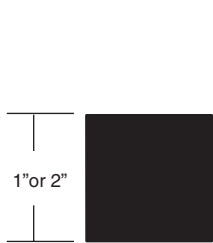
FINISHED WITH HANGING SYSTEM

READY TO INSTALL

- Pricing PER SQUARE FOOT, Per Opening.
(3 opening minimum required)
Includes finishing and hanging system.
See Price Page for your specific shutters.
- Sanded, Pre-primed and Painted or Stained.
- Pre-finished in choice of color. Stain color selection Oldmasters® or Minwax®.
- Pre-fit to choice of Hanging System.
- Variety of layout options and hinge directions; see How to Order Interior Shutters.
- Hinges, magnetic catches and mounting screws included.
- Custom Options, See price page for your specific shutters.



Interior Frame Stock (Price per Linear Foot)



Hanging Strip

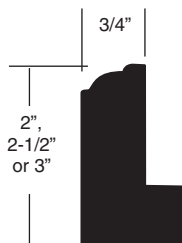
1" x 1", 1" x 2"

Unprimed

\$2.75 lft.

Primed

\$3.00 lft.



L-Frame Stock

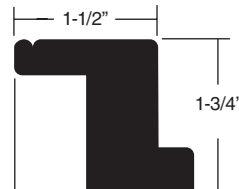
3/4" x 2"; 3/4" x 2 1/2"

Unprimed

\$2.75 lft.

Primed

\$3.00 lft.



Z-Frame Stock

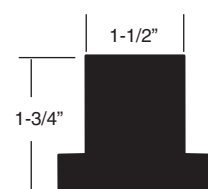
3/4" x 1/2"

Unprimed

\$3.75 lft.

Primed

\$4.00 lft.



T-Post Stock

3/4" x 2"; 3/4" x 2 1/2"

Unprimed

\$3.75 lft.

Primed

\$4.00 lft.

