

Pre-Finishing Options for Exterior Shutters

QUALITY SHUTTERS DESERVE A QUALITY FINISH

As an added service to our customers, Southern Shutter Company is proud to offer our exterior shutters pre-finished and ready to install.



Option 1: Spray Primed

Each shutter is spray primed with an oil-based sealing primer on all 6 sides.

Option 2: Ready for Finishing

Each shutter is sanded and primed with oil-based primer. Then it is sanded again in preparation for final finishing.

Option 3: Ready for Installation

Each shutter is sanded, primed with an oil-based primer, and sanded again. The primed shutter is then finished with a premium exterior paint in your choice of color.



1 3/8" DESIGNLINE Bahama Shutters

SPECIFICATIONS


Side Stiles: 2 3/4" x 1 3/8"
 Top Rail: 2 3/4" x 1 3/8"
 Center Rail: 2 3/4" x 1 3/8"
 Bottom Rail: 3 3/4" x 1 3/8"
 Louver (shown): 1 7/8" x 3/8"

*Bahama style shutters are available in all louver and panel options.

Bahama Composite Shutters

SPECIFICATIONS

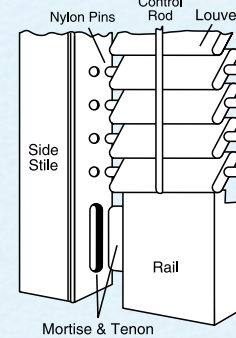
Side Stiles: 2 1/4" x 1 1/4"
 Top Rail: 2 1/4" x 1 1/4"
 Center Rail: 2 1/4" x 1 1/4"
 Bottom Rail: 2 1/4" x 1 1/4"



1 3/8" HEAVY DUTY Movable Louver Shutters

SPECIFICATIONS

Side Stiles: 2" x 1 3/8"
 Top and Bottom Rail: 3 3/4" x 1 1/8"
 Center Rail: 2 3/4" x 1 1/8"
 Louver Thickness: 3/8"
 Louver Widths: 1 7/8", 2 1/2", & 3 1/2"



Board and Batten Shutters

SPECIFICATIONS

Board Thickness: 1" Board Width: Varies with overall shutter width

All shutters over 42" tall are constructed with 3 horizontal battens.



EXTERIOR WOOD PRODUCTS

Shutters • Ventilators • Shutter Hardware

Since 1964, Southern Shutter Company has earned a reputation as one of the nation's leading wholesale manufacturers of functional exterior and interior shutters. We are committed to crafting the highest-quality window treatments and doing so with premium quality products made in our Montgomery, AL workshop.

Contact us to attend a free session of our Shutter School or to receive a custom quote.

www.southernshutter.com

sales@southernshutter.com

(334) 264-6158

Proudly Distributed by:



SOUTHERN SHUTTER COMPANY

EXTERIOR WOOD PRODUCTS

Shutters • Ventilators • Shutter Hardware






Hardware

Southern Shutter offers a complete line of quality manufactured mounting hardware for your exterior shutters. Our hardware provides the perfect finishing touch for our custom crafted exterior shutters.



S-holdback with latch
Slide Bolt



S-Hook
Plate Pintel & Strap
L-hinge & Jamb Pintel
Plate Pintel & Strap



Jamb Pintel, Strap, & S-Hook
Hook & Latch
Copper Caps
Pushrods


Wood Ventilators

Available in a variety of shapes, styles, and sizes to meet your specifications.

See our lookbook or call your Southern Shutter dealer for availability and price quotes.

SPECIFICATIONS


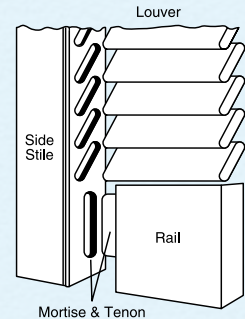
Standard Jamb: 3 1/2"
Jamb with Drip Seal: 2 1/8"
180 Brick Mold Trim



1 3/8" HEAVY DUTY TRUE Louver Shutters

SPECIFICATIONS


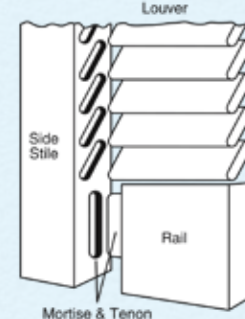
Side Stiles: 2" x 1 3/8"
Top Rail: 3 3/4" x 1 1/8"
Center Rail: 2 3/4" x 1 1/8"
Bottom Rail: 3 3/4" x 1 1/8"
Louver: 1 5/8" x 3/8"



1 3/8" DESIGNLINE TRUE Louver Shutters

SPECIFICATIONS


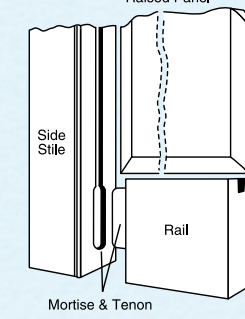
Side Stiles: 2 3/4" x 1 3/8"
Top Rail: 2 3/4" x 1 3/8"
Center Rail: 2 3/4" x 1 3/8"
Bottom Rail: 3 3/4" x 1 3/8"



1 3/8" HEAVY DUTY RAISED Panel Shutters

SPECIFICATIONS

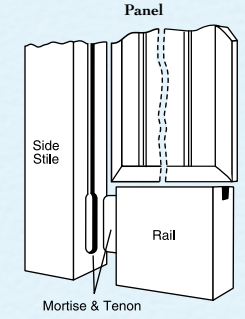
Side Stiles: 2" x 1 3/8"
Top Rail: 3 3/4" x 1 1/8"
Center Rail: 2 3/4" x 1 1/8"
Bottom Rail: 3 3/4" x 1 1/8"



1 3/8" DESIGNLINE RAISED Panel Shutters

SPECIFICATIONS

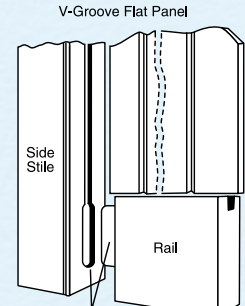
Side Stiles: 2 3/4" x 1 3/8"
Top Rail: 2 3/4" x 1 3/8"
Center Rail: 2 3/4" x 1 3/8"
Bottom Rail: 3 3/4" x 1 3/8"



1 3/8" HEAVY DUTY V-Groove Flat Panel Shutters

SPECIFICATIONS

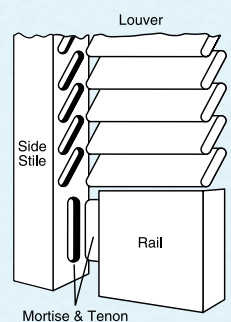
Side Stiles: 2" x 1 3/8"
Top Rail: 3 3/4" x 1 1/8"
Center Rail: 2 3/4" x 1 1/8"
Bottom Rail: 3 3/4" x 1 1/8"
V-Groove Width: 1/2"



1 1/8" STANDARD TRUE Louver Shutters

SPECIFICATIONS

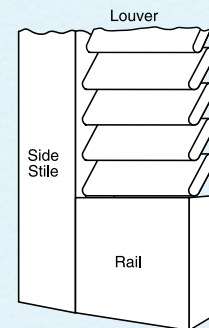
Side Stiles: 1 1/8" x 2 3/4"
Top Rail: 2 3/4" x 1 1/8"
Center Rail: 2 3/4" x 1 1/8"
Bottom Rail: 3 3/4" x 1 1/8"
Louver: 1 3/8" x 1/4"



True Louver Composite Shutters

SPECIFICATIONS

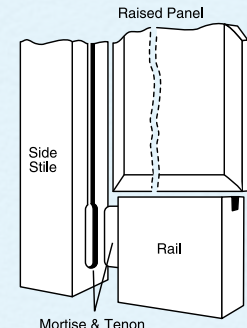
Side Stiles: 2 1/4" x 1 1/4"
Top Rail: 4" x 1 1/4"
Center Rail: 3" x 1 1/4"
Bottom Rail: 4" x 1 1/4"



1 1/8" STANDARD RAISED Panel Shutters

SPECIFICATIONS

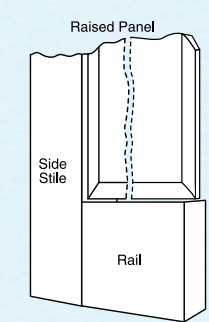
Side Stiles: 1 1/2" x 1 1/8"
Top Rail: 2 3/4" x 1 1/8"
Center Rail: 2 3/4" x 1 1/8"
Bottom Rail: 3 3/4" x 1 1/8"



Composite Raised Panel Shutters

SPECIFICATIONS

Side Stiles: 2 1/4" x 1 1/4"
Top Rail: 4" x 1 1/4"
Center Rail: 3" x 1 1/4"
Bottom Rail: 4" x 1 1/4"



1 3/8" HEAVY DUTY V-Groove Raised Panel Shutters

SPECIFICATIONS

Side Stiles: 2" x 1 3/8"
Top Rail: 3 3/4" x 1 1/8"
Center Rail: 2 3/4" x 1 1/8"
Bottom Rail: 3 3/4" x 1 1/8"
V-Groove Width: 1/2"

